

PFO Occlusion System **Nit-Occlud® PFO**

The Nit-Occlud® PFO occluder is a new generation of occlusion systems, leading to optimal performance and effective closure.

Nit-Occlud® PFO is a double-umbrella occluder with dacron membranes in a unique design: The occluder is knitted from a single Nitinol wire. Therefore, it has a low profile and no protruding clamps.

www.pfmmedical.com



Nit-Occlud® PFO is knitted from a single Nitinol wire, making protruding fixation-clamps obsolete. Nit-Occlud® PFO`s unique single-layer distal disc, reduces the metal used in the left-atrium (LA) by 50%, decreasing the thrombo-embolic risk.

Benefits

Patented single-wire knit

Due to the single-wire design, there is no need for protruding clamps which are usually used. This results in a very low profile.

Special design

The occluder consists of a double-layer right atrial disc and a single-layer left atrial disc. The thrombo-embolic risk is lowered by reducing the amount of Nitinol being used in the LA (50%).

Accelerated endothelialisation

A polyester membrane facing the LA promotes accelerated endothelialisation

Various sizes

The Nit-Occlud® PFO is available in diameters of 20 mm, 26 mm and 30 mm.


Easy to use

The easy-to-use application system was developed specifically for Nit-Occlud® PFO procedures. The device is premounted, retrievable and easy to position and to deploy.

Details

- ▶ Single-wire knit
- ▶ No need for protruding clamps to fix loose wire ends
- ▶ Very low-profile
- ▶ Concave single-layer left atrial disc
- ▶ 50% reduction of metal in the left atrium
- ▶ Good adaption to the septal wall
- ▶ Soft and atraumatic rim
- ▶ LA polyester face accelerating endothelialisation
- ▶ Pre-mounted 9 F and 10 F systems
- ▶ Easy to reposition and to retrieve
- ▶ Simple to release
- ▶ Good radiopacity
- ▶ MR conditional


Knowledge



PFO occluders of competitors are made from several wires, with the need to fix the loose ends with clamps.


Nit-Occlud® PFO however is knitted out of a single Nitinol wire, making these fixations obsolete.

Knowledge



The distal part of Nit-Occlud® PFO is designed as a concave single-layer disc. This reduces the amount of metal by half in the left atrium, thus providing best patients benefit by reducing the thrombo-embolic risk.

Use



The implant is connected to the pusher via retaining wires. A locking wire fixes this connection. To release the implant, the locking wire has to be pulled through the loop of the retaining wires.

- 1 Locking wire
- 2 Retaining wire
- 3 Part of the implant

Portfolio

Nit-Occlud® PDA

PDA Occlusion Device (coil type)

Nit-Occlud® Lê VSD

VSD Occlusion Device (coil type)

Nit-Occlud® PFO

PFO Occlusion Device (umbrella type)

Multi-Snare®

Grasping device

Ordering Information



Nit-Occlud® PFO › Permanent implant for the closure of Persistent Foramen Ovale (PFO)
 › *Content: Implant, loader, delivery system*

REF	Diameter	Recommended Sheath	Recommended Sheath Length	PU
182020	20 mm	9 F	max. 90 cm	1
182026	26 mm	9 F	max. 90 cm	1
182030	30 mm	10 F	max. 90 cm	1

Contact

Should you have any questions our Customer Service & Sales Support team is happy to advise you.

service@pfmmedical.com

T +49 (0)2236 9641-0

F +49 (0)2236 9641-51

www.pfmmedical.com - Your source of information for products from pfm medical ag

pfmmedical

pfm medical ag
 Wankelstraße 60
 50996 Köln, Germany

Certified by: ISO 13485
 Products are subject to alterations
 Nit-Occlud®: registered trademark
 in Germany



Distribuído e importado por:
CMS Produtos Médicos Ltda.
 Nas seguintes regiões: São Paulo(Capital),
 Goiás, Minas Gerais, Espírito Santo e Rio
 Grande do Sul.

R. 18, Lote 06, Galpão 1 - Polo Emp. Goiás
 Ap. Goiânia - GO - Brazil - 74985-249
 Fone: +55 (62) 3625-5022
 E-mail: cardio@scitechmed.com